

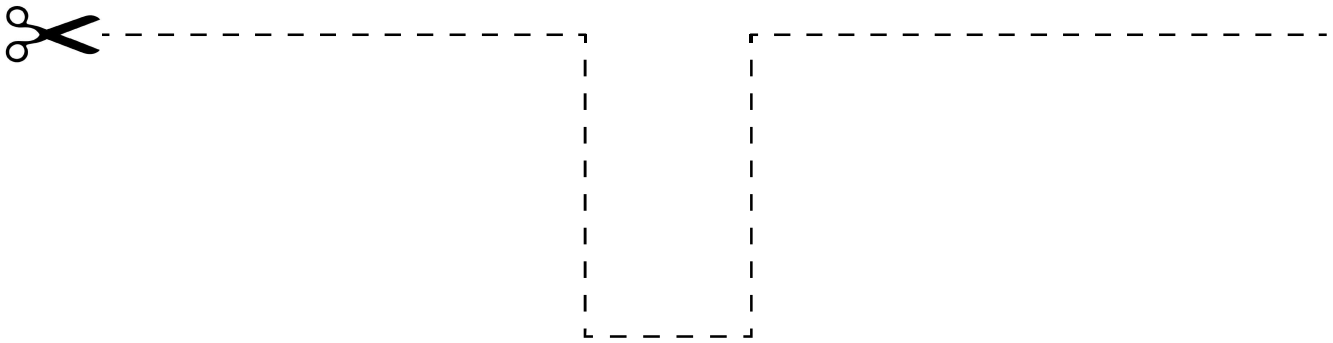
How to tell whether your tripod is Narrow-legged or Wide-legged.

- 1 Print this page with the setting "Fit to Paper" or "Actual Size"
- 2 Check to make sure the image was printed at the correct size by checking one of these measurements with a ruler:

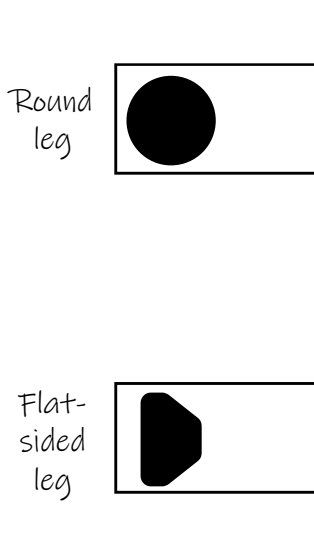
1 inch

3 cm

- 3 Cut along the line removing the top part of the paper and creating a notch.

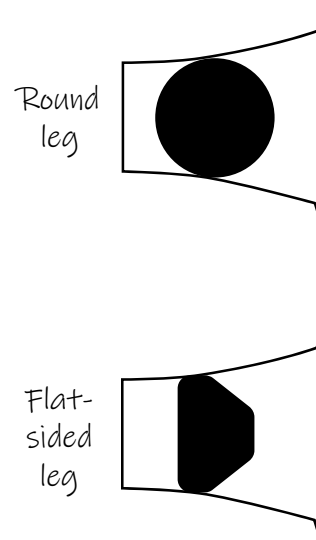


- 4 Fit a leg of the tripod into the notch. If the leg has flat sides align the notch with the widest side.



If the leg is narrower than the notch, choose:

"Narrow-legged"



If the leg is wider than the notch or just barely fits, choose:

"Wide-legged"